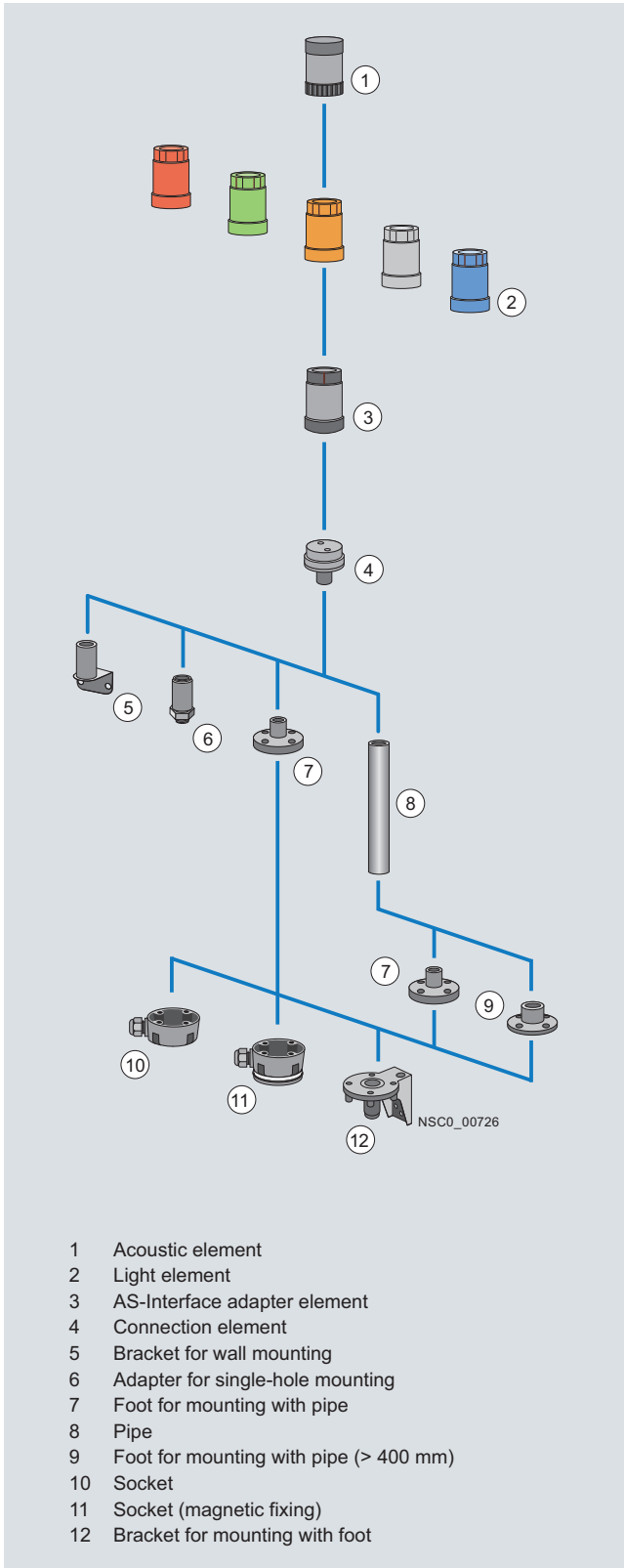


# 8WD4 Signaling Columns

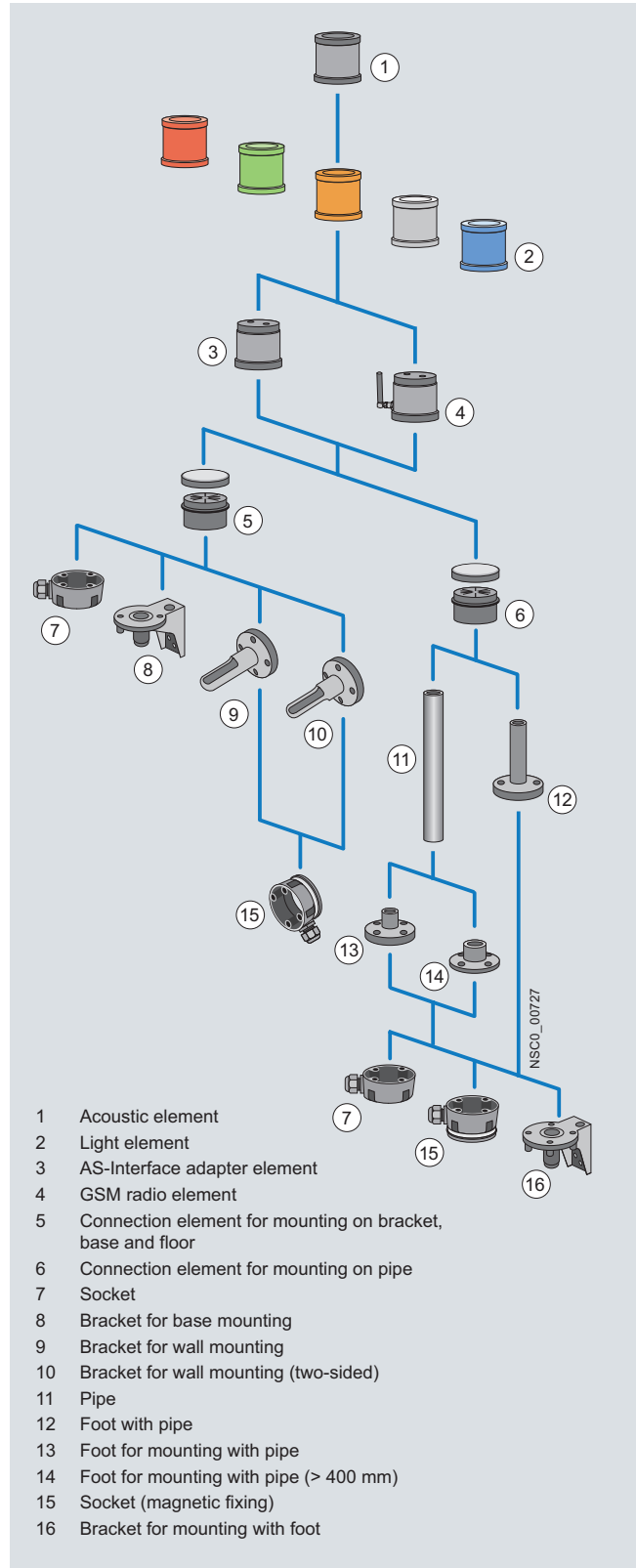
## General data

### Overview

The 8WD4 signaling columns are flexible in design and versatile in use.



8WD42 signaling columns (width 50 mm) with up to 4 elements



8WD44 signaling columns (width 70 mm) with up to 5 elements

Two product series are available:

- 8WD42
  - Thermoplast enclosure, diameter 50 mm
  - Degree of protection IP54
  - Up to 4 elements can be mounted between the connection element and the cover
- 8WD44
  - Thermoplast enclosure, diameter 70 mm
  - Advanced design and significantly improved illumination
  - Fast and flexible connection using spring-type terminals
  - Integrated degree of protection IP65
  - Up to 5 elements can be mounted between the connection element and the cover



Signaling column examples

The illustrated examples are from the left:

- 8WD42: Cover (no No.), 4 light elements ②, connection element ④, pipe ⑧, foot ⑦
- 8WD44: Cover (no No.), acoustic element ①, 2 light elements ②, connection element ⑥, foot with pipe ⑩
- 8WD44: Cover (no No.), 4 light elements ②, GSM radio element ④, connection element ⑤, bracket for wall mounting ③
- 8WD44: Cover (no No.), 3 light elements ②, AS-Interface adapter element ③, connection element ⑥, foot with pipe ⑩

Note:

*The cover is supplied with the connection element.*

### Benefits

- Choice of various light and acoustic elements with different functions: continuous light, blinklight, flashlight and rotating light; buzzer and siren
- Light elements with particularly long-lasting LEDs
- Variety of colors: red, yellow, green, white or blue
- Optimized illumination through improved prism technology with the 8WD44
- Acoustic elements can be adjusted in tone and volume
- Extremely resistant to shock and vibrations
- Easy connection and quick lamp change with secure bayonet mechanism
- Communication capability through connection to AS-Interface

### Application

8WD4 signaling columns are used in machines or in automatic processes for monitoring complex procedures or as visual or acoustic warning devices in emergency situations, e.g. for displaying individual assembly stages.

### Communication capability

#### Connection to AS-Interface

The 8WD4 signaling columns can be directly connected to the AS-Interface bus system through an adapter element that can be integrated. Wiring outlay is reduced as the result. The two-wire bus cable is fixed to the screw terminals in the connection element. Up to three signaling elements can be mounted on it using an adapter element.

A/B technology enables the connection of up to 62 slaves on one AS-Interface system.

#### Communication using a mobile phone

GSM radio elements are available for the 8WD44 series. They can send error signals without delay to a mobile phone, e.g. as an SMS or call. The device can be set to the GSM frequencies customary in the EU and North America.

The radio elements are not allowed to be used in safety-relevant applications.

### Connection

The signaling elements are wired up using the screw terminals in the connection element, screw terminals on the 8WD42 and screw or spring-type terminals on the 8WD44.

#### Cable outlet

The connecting cables can be guided either downwards or sideways through the cable gland using an adapter that can be screwed under the foot. This makes wiring easier if there is no access from below.

#### Connection to AS-Interface



#### 8WD42:

The two-wire bus cable is fixed to the screw terminals in the connection element. The adapter element must be the first module to be positioned on the connection element. A maximum of 4 signaling elements can then be mounted on it.

The 8WD42 28-0BB adapter element is a standard slave.

#### 8WD44:

The two-wire bus cable is fixed to the screw or spring-type terminals in the connection element. The adapter element must be the first module to be positioned on the connection element. The signaling elements can then be mounted on it.

The 8WD44 28-0BE adapter element is a standard slave. A maximum of 4 signaling elements can be mounted on it.

The 8WD44 28-0BD adapter element with A/B technology enables the connection of up to 62 slaves on one AS-Interface system. The addressing socket provides user-friendly parameterization of the AS-Interface elements. A maximum of 3 signaling elements can be mounted on it.

# 8WD4 Signaling Columns

## 8WD42 signaling columns, 50 mm diameter

### Overview

Features:

- Thermoplast enclosure, diameter 50 mm
- Degree of protection IP54
- Up to 4 elements can be mounted

### Selection and ordering data

Version	Rated voltage	Color	DT	Order No.	Price per PU	PU (UNIT, SET, M)	PS*	PG	Weight per PU approx. kg
V									
<b>Acoustic elements</b>									
	<b>Buzzer elements</b> 80 dB, pulsating or continuous tone, adjustable by means of a wire bridge	24 AC/DC	Black	A	<b>8WD42 20-0FA</b>		1	1 unit	102 0.060
		115 AC		A	<b>8WD42 40-0FA</b>		1	1 unit	102 0.065
		230 AC		A	<b>8WD42 50-0FA</b>		1	1 unit	102 0.065
<b>Light elements for incandescent lamps/LED, BA 15d bases</b>									
	<b>Continuous light elements<sup>1)</sup></b>	24 ... 230 AC/DC	Red	A	<b>8WD42 00-1AB</b>		1	1 unit	102 0.050
			Green	A	<b>8WD42 00-1AC</b>		1	1 unit	102 0.050
			Yellow	A	<b>8WD42 00-1AD</b>		1	1 unit	102 0.050
			Clear	A	<b>8WD42 00-1AE</b>		1	1 unit	102 0.050
			Blue	A	<b>8WD42 00-1AF</b>		1	1 unit	102 0.050
<b>Light elements with integrated LED</b>									
	<b>Continuous light elements</b>	24 AC/DC	Red	A	<b>8WD42 20-5AB</b>		1	1 unit	102 0.050
			Green	A	<b>8WD42 20-5AC</b>		1	1 unit	102 0.050
			Yellow	A	<b>8WD42 20-5AD</b>		1	1 unit	102 0.050
	<b>Blinklight elements</b>	24 AC/DC	Red	A	<b>8WD42 20-5BB</b>		1	1 unit	102 0.050
			Green	A	<b>8WD42 20-5BC</b>		1	1 unit	102 0.050
			Yellow	A	<b>8WD42 20-5BD</b>		1	1 unit	102 0.050
			Clear	A	<b>8WD42 20-5BE</b>		1	1 unit	102 0.050
			Blue	A	<b>8WD42 20-5BF</b>		1	1 unit	102 0.050
		115 AC	Red	A	<b>8WD42 40-5BB</b>		1	1 unit	102 0.055
			Green	A	<b>8WD42 40-5BC</b>		1	1 unit	102 0.055
			Yellow	A	<b>8WD42 40-5BD</b>		1	1 unit	102 0.055
			Clear	D	<b>8WD42 40-5BE</b>		1	1 unit	102 0.055
			Blue	D	<b>8WD42 40-5BF</b>		1	1 unit	102 0.055
	230 AC	Red	A	<b>8WD42 50-5BB</b>		1	1 unit	102 0.055	
		Green	A	<b>8WD42 50-5BC</b>		1	1 unit	102 0.055	
		Yellow	A	<b>8WD42 50-5BD</b>		1	1 unit	102 0.055	
		Clear	A	<b>8WD42 50-5BE</b>		1	1 unit	102 0.055	
		Blue	A	<b>8WD42 50-5BF</b>		1	1 unit	102 0.055	
	230 AC	Red	A	<b>8WD42 50-5BB</b>		1	1 unit	102 0.055	
		Green	A	<b>8WD42 50-5BC</b>		1	1 unit	102 0.055	
		Yellow	A	<b>8WD42 50-5BD</b>		1	1 unit	102 0.055	
		Clear	A	<b>8WD42 50-5BE</b>		1	1 unit	102 0.055	
		Blue	A	<b>8WD42 50-5BF</b>		1	1 unit	102 0.055	
<b>Adapter elements for AS-Interface</b>									
	<b>AS-Interface adapter elements</b> with external auxiliary voltage	for 4 signaling elements 24 V DC	Black	A	<b>8WD42 28-0BB</b>		1	1 unit	102 0.075
									
<b>Connection elements<sup>2)</sup></b>									
	<b>Connection elements with cover</b> For mounting on pipes, floors and angles		Black	A	<b>8WD42 08-0AA</b>		1	1 unit	102 0.085

<sup>1)</sup> The lamp is not included in the scope of supply. Please order separately.

<sup>2)</sup> The connection element with cover is an essential part for assembling the signaling columns.

*Note:*

*For mounting and configuring help see the publication "Versatile, robust, communication-capable: SIRIUS signaling columns and integrated signal lamps", Order No. E20001-A670-P305.*

\* You can order this quantity or a multiple thereof.

## 8WD4 Signaling Columns

## 8WD42 signaling columns, 50 mm diameter

Version	Rated voltage	DT	Order No.	Price per PU	PU (UNIT, SET, M)	PS*	PG	Weight per PU approx.
	V							kg
<b>Fixing</b>								
	<b>Feet, single</b>	Plastic, for mounting with pipe	A	<b>8WD43 08-0DB</b>		1	1 unit	102 0.050
		Metal, for pipe lengths > 400 mm	A	<b>8WD43 08-0DC</b>		1	1 unit	102 0.315
		Plastic, for floor mounting (without pipe)	A	<b>8WD42 08-0DE</b>		1	1 unit	102 0.040
	<b>Pipes, single</b>	Length 100 mm	A	<b>8WD42 08-0EF</b>		1	1 unit	102 0.030
		Length 150 mm	A	<b>8WD43 08-0EE</b>		1	1 unit	102 0.045
		Length 250 mm	A	<b>8WD43 08-0EA</b>		1	1 unit	102 0.080
		Length 400 mm	A	<b>8WD43 08-0EB</b>		1	1 unit	102 0.120
		Length 1000 mm	A	<b>8WD43 08-0ED</b>		1	1 unit	102 0.300
	<b>Sockets for feet</b>	Side cable outlet	A	<b>8WD43 08-0DD</b>		1	1 unit	102 0.070
		Side cable outlet, with magnetic fixing <sup>1)</sup>	A	<b>8WD43 08-0DE</b>		1	1 unit	102 0.300
	<b>Brackets for mounting with foot</b>		A	<b>8WD44 08-0CC</b>		1	1 unit	102 0.070
	<b>Brackets for wall mounting (plastic)</b>	Mounting without feet and pipe	A	<b>8WD42 08-0CD</b>		1	1 unit	102 0.090
	<b>Adapters for single-hole mounting</b>	Mounting without feet and pipe, with M18 thread and fixing nut	A	<b>8WD42 08-0EH</b>		1	1 unit	102 0.120
<b>Lamps</b>								
	<b>Incandescent lamps, 5 W</b>	Base BA 15d	24 AC/DC	A	<b>8WD43 28-1XX</b>	1	10 units	102 0.010
			115 AC	A	<b>8WD43 48-1XX</b>	1	10 units	102 0.010
			230 AC	A	<b>8WD43 58-1XX</b>	1	10 units	102 0.010
			<b>LEDs</b>					
Base BA 15d	Red Green Yellow Clear Blue	24 AC/DC	A	<b>8WD44 28-6XB</b>	1	1 unit	102 0.020	
			A	<b>8WD44 28-6XC</b>	1	1 unit	102 0.020	
			A	<b>8WD44 28-6XD</b>	1	1 unit	102 0.020	
			A	<b>8WD44 28-6XE</b>	1	1 unit	102 0.020	
			A	<b>8WD44 28-6XF</b>	1	1 unit	102 0.020	
		115 AC	A	<b>8WD44 48-6XB</b>	1	1 unit	102 0.020	
			A	<b>8WD44 48-6XC</b>	1	1 unit	102 0.020	
			A	<b>8WD44 48-6XD</b>	1	1 unit	102 0.020	
			A	<b>8WD44 48-6XE</b>	1	1 unit	102 0.020	
			A	<b>8WD44 48-6XF</b>	1	1 unit	102 0.020	
		230 AC	A	<b>8WD44 58-6XB</b>	1	1 unit	102 0.020	
			A	<b>8WD44 58-6XC</b>	1	1 unit	102 0.020	
			A	<b>8WD44 58-6XD</b>	1	1 unit	102 0.020	
			A	<b>8WD44 58-6XE</b>	1	1 unit	102 0.020	
			A	<b>8WD44 58-6XF</b>	1	1 unit	102 0.020	
			A	<b>8WD44 58-6XF</b>	1	1 unit	102 0.020	

For labeling panels, see 8WD44, page 9/109.

<sup>1)</sup> For horizontal mounting, only 1 element is recommended.

# 8WD4 Signaling Columns

## 8WD44 signaling columns, 70 mm diameter

### Overview

Features:

- Thermoplast enclosure, diameter 70 mm
- Advanced design and significantly improved illumination
- Fast and flexible connection using spring-type terminals
- Integrated degree of protection IP65
- Up to 5 elements can be mounted

### Selection and ordering data

Version	Rated voltage	Color	DT	Order No.	Price per PU	PU (UNIT, SET, M)	PS*	PG	Weight per PU approx. kg	
V										
<b>Acoustic elements</b>										
	<b>Buzzer elements</b> 85 dB, pulsating or continuous tone, adjustable by means of a wire bridge	24 AC/DC	Black	A	<b>8WD44 20-0FA</b>		1	1 unit	102	0.085
		115 AC		A	<b>8WD44 40-0FA</b>		1	1 unit	102	0.090
		230 AC		A	<b>8WD44 50-0FA</b>		1	1 unit	102	0.090
	<b>Siren elements</b> , multi-tone, 100 dB, 8 tones and volume are adjustable	24 AC/DC	Black	A	<b>8WD44 20-0EA2</b>		1	1 unit	102	0.090
		115 AC		A	<b>8WD44 40-0EA2</b>		1	1 unit	102	0.105
		230 AC		A	<b>8WD44 50-0EA2</b>		1	1 unit	102	0.100
	<b>Siren elements</b> 108 dB, IP40	24 DC	Black	A	<b>8WD44 20-0EA</b>		1	1 unit	102	0.135
	<b>Light elements for incandescent lamps/LED, BA 15d bases</b>									
		<b>Continuous light elements</b> <sup>1)</sup>	12 ... 230 AC/DC	Red	A	<b>8WD44 00-1AB</b>		1	1 unit	102
Green				A	<b>8WD44 00-1AC</b>		1	1 unit	102	0.070
Yellow				A	<b>8WD44 00-1AD</b>		1	1 unit	102	0.070
Clear				A	<b>8WD44 00-1AE</b>		1	1 unit	102	0.070
Blue				A	<b>8WD44 00-1AF</b>		1	1 unit	102	0.070
  	<b>Blinklight elements</b> <sup>1)</sup>	24 AC/DC	Red	A	<b>8WD44 20-1BB</b>		1	1 unit	102	0.075
			Green	A	<b>8WD44 20-1BC</b>		1	1 unit	102	0.080
			Yellow	A	<b>8WD44 20-1BD</b>		1	1 unit	102	0.075
			Clear	A	<b>8WD44 20-1BE</b>		1	1 unit	102	0.080
			Blue	A	<b>8WD44 20-1BF</b>		1	1 unit	102	0.075
		115 AC	Red	A	<b>8WD44 40-1BB</b>		1	1 unit	102	0.080
			Green	A	<b>8WD44 40-1BC</b>		1	1 unit	102	0.080
			Yellow	A	<b>8WD44 40-1BD</b>		1	1 unit	102	0.080
			Clear	A	<b>8WD44 40-1BE</b>		1	1 unit	102	0.080
			Blue	A	<b>8WD44 40-1BF</b>		1	1 unit	102	0.080
230 AC	Red	A	<b>8WD44 50-1BB</b>		1	1 unit	102	0.080		
	Green	A	<b>8WD44 50-1BC</b>		1	1 unit	102	0.080		
	Yellow	A	<b>8WD44 50-1BD</b>		1	1 unit	102	0.080		
	Clear	A	<b>8WD44 50-1BE</b>		1	1 unit	102	0.080		
	Blue	A	<b>8WD44 50-1BF</b>		1	1 unit	102	0.080		
<b>Light elements with integrated flash lamps</b>										
	<b>Flashlight elements</b> With integrated electronic flash <sup>2)</sup>	24 DC	Red	A	<b>8WD44 20-0CB</b>		1	1 unit	102	0.090
			Green	A	<b>8WD44 20-0CC</b>		1	1 unit	102	0.090
			Yellow	A	<b>8WD44 20-0CD</b>		1	1 unit	102	0.090
			Clear	A	<b>8WD44 20-0CE</b>		1	1 unit	102	0.090
			Blue	A	<b>8WD44 20-0CF</b>		1	1 unit	102	0.090
		115 AC	Red	A	<b>8WD44 40-0CB</b>		1	1 unit	102	0.090
			Green	D	<b>8WD44 40-0CC</b>		1	1 unit	102	0.090
			Yellow	A	<b>8WD44 40-0CD</b>		1	1 unit	102	0.090
			Clear	D	<b>8WD44 40-0CE</b>		1	1 unit	102	0.090
			Blue	D	<b>8WD44 40-0CF</b>		1	1 unit	102	0.090
		230 AC	Red	A	<b>8WD44 50-0CB</b>		1	1 unit	102	0.085
			Green	A	<b>8WD44 50-0CC</b>		1	1 unit	102	0.085
			Yellow	A	<b>8WD44 50-0CD</b>		1	1 unit	102	0.085
			Clear	A	<b>8WD44 50-0CE</b>		1	1 unit	102	0.085
			Blue	A	<b>8WD44 50-0CF</b>		1	1 unit	102	0.085

<sup>1)</sup> The lamp is not included in the scope of supply. Please order separately.





<sup>2)</sup> The lamp is included in the scope of supply.

## 8WD4 Signaling Columns


## 8WD44 signaling columns, 70 mm diameter

Version	Rated voltage	Color	DT	Order No.	Price per PU	PU (UNIT, SET, M)	PS*	PG	Weight per PU approx.
---------	---------------	-------	----	-----------	--------------	-------------------	-----	----	-----------------------



## Light elements with integrated LED

	<b>Continuous light elements</b>	24 AC/DC	Red	A	<b>8WD44 20-5AB</b>		1	1 unit	102	0.075
			Green	A	<b>8WD44 20-5AC</b>		1	1 unit	102	0.075
			Yellow	A	<b>8WD44 20-5AD</b>		1	1 unit	102	0.075
			Clear	A	<b>8WD44 20-5AE</b>		1	1 unit	102	0.075
			Blue	A	<b>8WD44 20-5AF</b>		1	1 unit	102	0.070
		115 AC	Red	A	<b>8WD44 40-5AB</b>		1	1 unit	102	0.075
			Green	A	<b>8WD44 40-5AC</b>		1	1 unit	102	0.075
			Yellow	A	<b>8WD44 40-5AD</b>		1	1 unit	102	0.075
			Clear	A	<b>8WD44 40-5AE</b>		1	1 unit	102	0.075
			Blue	A	<b>8WD44 40-5AF</b>		1	1 unit	102	0.075
		230 AC	Red	A	<b>8WD44 50-5AB</b>		1	1 unit	102	0.075
			Green	A	<b>8WD44 50-5AC</b>		1	1 unit	102	0.075
			Yellow	A	<b>8WD44 50-5AD</b>		1	1 unit	102	0.075
			Clear	A	<b>8WD44 50-5AE</b>		1	1 unit	102	0.075
			Blue	A	<b>8WD44 50-5AF</b>		1	1 unit	102	0.075
	<b>Blinklight elements</b>	24 AC/DC	Red	A	<b>8WD44 20-5BB</b>		1	1 unit	102	0.070
			Green	A	<b>8WD44 20-5BC</b>		1	1 unit	102	0.075
			Yellow	A	<b>8WD44 20-5BD</b>		1	1 unit	102	0.075
	<b>Rotating light elements</b>	24 AC/DC	Red	A	<b>8WD44 20-5DB</b>		1	1 unit	102	0.080
			Green	A	<b>8WD44 20-5DC</b>		1	1 unit	102	0.080
			Yellow	A	<b>8WD44 20-5DD</b>		1	1 unit	102	0.085


## GSM radio elements

	<b>GSM radio elements</b> Power consumption 50 mA, short-time 450 mA	24 DC, controlled ±15 %	Black	A	<b>8WD44 28-0BC</b>		1	1 unit	102	0.110
--	---	-------------------------	-------	---	---------------------	--	---	--------	-----	-------


## Adapter elements for AS-Interface

	<b>AS-Interface adapter elements</b>									
	<ul style="list-style-type: none"> <li>A/B technology, with/without external aux. voltage, switchable</li> <li>Standard AS-Interface, with external aux. voltage</li> </ul>	For 3 signaling elements 24 V DC	Black	A	<b>8WD44 28-0BD</b>		1	1 unit	102	0.110
		For 4 signaling elements 24 V DC	Black	A	<b>8WD44 28-0BE</b>		1	1 unit	102	0.110

Connection elements<sup>1)</sup>

	<b>Connection elements with cover</b>		Black																
											Screw terminals								
											<ul style="list-style-type: none"> <li>For mounting on pipes</li> <li>For mounting on bracket and floor</li> </ul>		A	<b>8WD44 08-0AA</b>		1	1 unit	102	0.110
													A	<b>8WD44 08-0AB</b>		1	1 unit	102	0.115
											Spring-type terminals								
	<ul style="list-style-type: none"> <li>For mounting on pipes</li> <li>For mounting on bracket and floor</li> </ul>			A	<b>8WD44 08-0AD</b>		1	1 unit	102	0.105									
				A	<b>8WD44 08-0AE</b>		1	1 unit	102	0.105									

## Inscription

	<b>Labeling panels</b>									
	With fixing accessories for mounting on pipe Ø 25 mm			A	<b>8WD44 08-0FA</b>		1	1 unit	102	0.345
	Inscription area/step 50 mm × 140 mm									
	Suitable for standard labels, e.g.									
	<ul style="list-style-type: none"> <li>Zweckform 3425</li> <li>Herma 4457</li> </ul>									

<sup>1)</sup> The connection element with cover is an essential part for assembling the signaling columns.









**Note:**

For mounting and configuring help see the publication "Versatile, robust, communication-capable: SIRIUS signaling columns and integrated signal lamps", Order No. E20001-A670-P305.



# 8WD4 Signaling Columns

## 8WD44 signaling columns, 70 mm diameter

Version	Rated voltage	DT	Order No.	Price per PU	PU (UNIT, SET, M)	PS*	PG	Weight per PU approx. kg	
	V								
<b>Fixing</b>									
	<b>Feet with pipe</b>	Pipe length 100 mm	A	<b>8WD43 08-0DA</b>		1	1 unit	102	0.080
	<b>Feet, single</b>	Plastic, for mounting on pipes	A	<b>8WD43 08-0DB</b>		1	1 unit	102	0.050
		Metal, for pipe lengths > 400 mm	A	<b>8WD43 08-0DC</b>		1	1 unit	102	0.315
	<b>Pipes, single</b>	Length 100 mm	A	<b>8WD42 08-0EF</b>		1	1 unit	102	0.030
		Length 150 mm	A	<b>8WD43 08-0EE</b>		1	1 unit	102	0.045
		Length 250 mm	A	<b>8WD43 08-0EA</b>		1	1 unit	102	0.080
		Length 400 mm	A	<b>8WD43 08-0EB</b>		1	1 unit	102	0.120
		Length 1000 mm	A	<b>8WD43 08-0ED</b>		1	1 unit	102	0.300
	<b>Sockets for feet</b>	Side cable outlet (can also be used without feet)	A	<b>8WD43 08-0DD</b>		1	1 unit	102	0.070
		Side cable outlet, with magnetic fixing <sup>1)</sup>	A	<b>8WD43 08-0DE</b>		1	1 unit	102	0.300
	<b>Brackets for wall mounting</b> (mounting without feet and pipe)	For single-sided mounting	A	<b>8WD43 08-0CA</b>		1	1 unit	102	0.090
		For double-sided mounting	A	<b>8WD43 08-0CB</b>		1	1 unit	102	0.085
	<b>Brackets for mounting with foot</b>		A	<b>8WD44 08-0CC</b>		1	1 unit	102	0.070
	<b>Brackets for base mounting</b>	Mounting without feet and pipe	A	<b>8WD44 08-0CD</b>		1	1 unit	102	0.055
	<b>Adapters for mounting on pipes according to NPT</b>	Mounting on pipes, Ø 25 mm, with NPT 1/2" thread	A	<b>8WD43 08-0DF</b>		1	1 unit	102	0.080
<b>Lamps</b>									
	<b>Incandescent lamps, 5 W</b>								
	Base BA 15d	24 AC/DC	A	<b>8WD43 28-1XX</b>		1	10 units	102	0.010
		115 AC	A	<b>8WD43 48-1XX</b>		1	10 units	102	0.010
		230 AC	A	<b>8WD43 58-1XX</b>		1	10 units	102	0.010
	<b>LEDs</b>								
	Base BA 15d	24 AC/DC	A	<b>8WD44 28-6XB</b>		1	1 unit	102	0.020
			A	<b>8WD44 28-6XC</b>		1	1 unit	102	0.020
			A	<b>8WD44 28-6XD</b>		1	1 unit	102	0.020
			A	<b>8WD44 28-6XE</b>		1	1 unit	102	0.020
			A	<b>8WD44 28-6XF</b>		1	1 unit	102	0.020
		115 AC	A	<b>8WD44 48-6XB</b>		1	1 unit	102	0.020
			A	<b>8WD44 48-6XC</b>		1	1 unit	102	0.020
			A	<b>8WD44 48-6XD</b>		1	1 unit	102	0.020
			A	<b>8WD44 48-6XE</b>		1	1 unit	102	0.020
			A	<b>8WD44 48-6XF</b>		1	1 unit	102	0.020
		230 AC	A	<b>8WD44 58-6XB</b>		1	1 unit	102	0.020
			A	<b>8WD44 58-6XC</b>		1	1 unit	102	0.020
			A	<b>8WD44 58-6XD</b>		1	1 unit	102	0.020
			A	<b>8WD44 58-6XE</b>		1	1 unit	102	0.020
			A	<b>8WD44 58-6XF</b>		1	1 unit	102	0.020

<sup>1)</sup> For horizontal mounting, only 1 element is recommended.